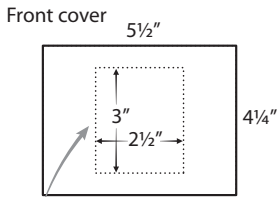



*For the covers:*

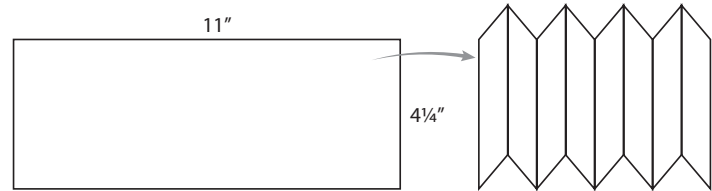
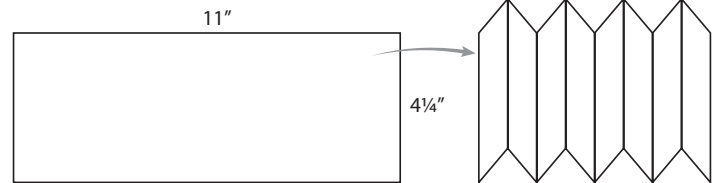
Cut two sheets of 4¼" x 5½" paper



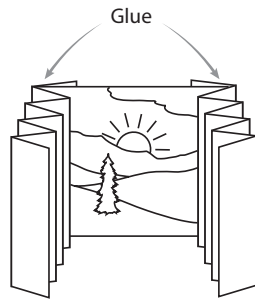
Cut a 3" x 2½" rectangle from the center of the front cover, leaving a ½" border on the sides and a ½" border on the top and bottom.

*For the sides:*

Cut two sheets of 4¼" x 11" paper

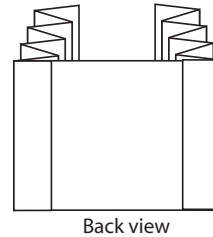


Fold each side into an 8-panel accordion. For directions on folding, refer to the Accordion Book instructions.




*To assemble the book:*

Glue the back cover to the accordion sides. Attach it to the front side of the last fold on each accordion side.



Glue cut-paper shape to the front sides of the accordion folds.



Glue the front cover to the accordion sides.



Attach it to the outside of the first fold on each accordion side.